



SHARING THE GOSPEL ONLINE

# DIGITAL EVANGELISM

## Implementor's Guide

---



# COMMENTS FROM THE PARTICIPANTS



“The way this gospel sharing online is very intentional & is coached well with how conversations should go.”

“I like the tips on how to share the gospel online.”

“I was able to reconnect with my old friends and even current client in a more special way.”

“I love the way God has doing in this Digital Evangelism Training. It's been so exciting and my first time actually to share gospel in Social Media platforms, like messenger. The challenge is a total challenge for us to stand up and do our mission. God bless this Ministry.”

I discovered a new tool for spreading the good news.

“It gave us the opportunity to practice right away what we learned from the training event. It is a real-time application to share the gospel to the people we've listed in our pray-care-share card.”

“It helps those people like me who are busy and don't have much time for meet ups. It is a new way to reach many people at the same time.”

Praise God for this training! My friend shared to me her burdens and told me that I reached out to them just in time as they go through a lot.

**I have reached friends after long time of absence.”**


Through this training, I reach out my friends and had the compelling feeling to think and connect with them digitally.

**I was excited to wait on their reply if they've watched the video I shared.”**

**I love the yesHEis app and the videos in it! Awesome!!!**



# TABLE OF **CONTENTS**





# Overview

- Team Roles
- Registration
- FB & Email Reminders



- Program
- Event Checklist
- Coach Guide




# Bridging Tools



# Catch Mechanism

- Coach Guide
- Promotion



- Training Script
- Participant's Handout
- Survey Evaluation
- yesHEis FAQs
- Guidelines
- Pray-Care-Share Card
- Resources
- Endorsement Letter
- How to Join A Skypleship Group



# Appendix



# Overview

### **The Digital Evangelism Training**

is designed to equip individuals to share the Gospel using digital technology which would help fulfill CCF's Mission and Vision. Its end goal is to encourage everyone to make evangelism and discipleship a lifestyle.

### **Who Can Join?**

This training is open to all CCF members who would like to learn how to use any social media platform to reach out and share the Gospel to their friends and families.

# “A simple action plan using the **PRAY-CARE-SHARE** strategy”

### **Pray**

Pray for people, and pray with people.

Prior to the training, participants are encouraged to list down 10 people that they want to pray for to Share the Gospel Online.

### **Care**

In the digital space, people seem to be more 'connected' than ever, but ironically, they seem to be more 'isolated' as well. For the CARE part, participants will connect to people online by showing genuine concern and love for them. Before the actual training, they will be encouraged to show care to the people in their list. This can be as simple as asking, "What can I pray for you?" or sending encouraging words/verses to their chat box with a follow-up question "How are you?"

### **Share**

This will be done in the actual Digital Evangelism training.

This event has two major parts:

1. The Training Proper
2. The Sharing Proper

Tools to be used:

- a) The Best Decision Gospel Tract
- b) The Best Decision Gospel Animation Video
- c) The yesHEis App

## Digital Evangelism Program Description

Duration	Activity	Description
0 mins	Start of Registration	During registration, coaches must already present on their assigned table to build relationship to the participants.
10 mins	Praise & Worship Opening Prayer	Worship leader must be informed that he/she will also do the Opening Prayer.
20 mins	Welcome Participants	Host to welcome the participants.  Facilitator will present the Vision casting of Digital Evangelism Training. He/she will give an overview introduction why Digital Evangelism training was designed.
15 mins	Devotion	Facilitator to give a short devotion before the Training proper starts to prepare the hearts of the participants focusing on evangelism and discipleship, and the importance of their witness online (i.e. How they live their Christian life online or offline make their sharing the gospel more effective).
1 hour	<b>Training Proper</b>	Facilitator to train the participants. They will go through the training slides. *Please see PPT Training Script.
15 mins	Announcement	To announce the Table Instructions and the mechanics of the Group Challenge (Human Bingo).  Other Announcement: To come up with a hashtag when posting in social media and tag GLC, YesHels and Skypleship during the online sharing event.
15 mins	BREAK	
1 hour and 30 mins.	<b>Online Sharing Proper</b> Group Challenge: Human Bingo	Coaches to assist and guide the participants during the online sharing.  Participants will go through the Human Bingo Challenge. First group who will complete the game wins.
10 mins	Small Table Discussions	Participants to share in their group personal highlights as they shared online.
15 mins	Group Sharing	Host will interview at least three participants to share their success stories.
10 mins	Evaluation Survey	Host to ask the participants to answer the Physical or Online Evaluation Survey.
5 mins	Announcement of Stats	*Optional
5 mins	Closing Song / Prayer	Host to ask the participants to answer the Physical or Online Evaluation Survey.

**4 hours & 30 mins.**



# Team Roles



“To make this training possible, you need to build a team. Below are the profile requirements for each member of the team. Please ensure that ALL qualifications are met.”



### Facilitator/s

The facilitator will conduct the training and will facilitate the whole process of the Digital Evangelism training. Facilitator can be more than one.

Qualifications:

- Knows the Pray-Care-Share Strategy
- Must be knowledgeable in Social Media Apps and YesHels App
- Preferably attended a Digital Evangelism training



### Coaches

The role of the coaches is to guide the participants throughout the duration of the Digital Evangelism training, making sure they are on track. This includes motivating them, praying together as a team and facilitating collaboration amongst teammates. They will also assist the participants when they encounter difficulties in answering the questions of the person/s they are sharing the gospel with.

Qualifications:

- Must be a Dgroup member
- Endorsed by his/her Dgroup Leader
- Knows the Pray-Care-Share Strategy
- Must be knowledgeable in Social Media Apps and YesHels App
- Preferably attended a Digital Evangelism training



### Other Volunteers

- **Worship Leader**
- **Tech/Audio Expert**
- **Admin**
- **Logistics**



### Participants

- Open to all CCF Members
- Must have the heart to share the Gospel Online



# Registration



## 1. Important information required on your Pre-Registration/Registration template

### *a) Participant*

Full Name  
Email Address  
Mobile Number

### *b) Dgroup Leader of Participant*

Full Name  
Email Address  
Mobile Number

## 2. Registration is FREE

“You may use the Eventbrite ticketing website in your pre-registration and actual registration as it offers **FREE** services. Visit <https://www.eventbrite.com>”

## 3. Registration has two parts:

a) Pre-registration – this will be done two months before the actual training. It give participants time to pray and care for the people they want to reach out to. Please see page 56 for the infographic promotion during the pre-registration duration.

Note: The pre-registration will help you identify the number of volunteers you will be needing during the training and to prepare for other requirements such as your WIFI connection.

b.) Onsite registration

i. Pre-registered participants – If you will use the Evenbrite ticketing website, you may use this for verifying the names of those who pre-registered.

ii. Walk-in Participants - Prepare a Google Sheet Registration for them. Kindly refer to this link <https://zapier.com/learn/google-sheets/how-to-use-google-forms/> to guide you



# FB & Email Reminders

“Get in touch with the pre-registered participants via the FB Community group you created and through email. It is still necessary to send reminders through email because some participants may not have FB accounts.”

Note: Below are a few reminders that you need to send. Please send them as you draw closer to the training date. Also, you may use photo verses that don't have infographics.

### A. Implementation of PRAY & CARE Strategy

1.) In preparation for the Digital Evangelism Training, we encourage everyone to do the Pray, Care, Share Strategy.

SHARING THE GOSPEL ONLINE  
**DIGITAL**  
EVANGELISM

**A SIMPLE ACTION PLAN:  
PRAY, CARE, SHARE**

**PRAY** First make a list of 10 people that you will begin praying for to come to Christ. Pray that God will give you opportunities to share the gospel; that their hearts will be receptive; and the gospel will penetrate hard hearts.

**CARE** Show tangible concern for these people. Look for ways you can go out of your way to do something kind for them. You can also care for them by simply asking, "What can I pray for you?"

**SHARE** You will share the gospel with the persons you have prayed and cared for during the Digital Evangelism Training event.

GLC

2.) As we wait for (the date of the training), here are a few reminders to help you prepare for the training.

- a.) Pray for God to lead you to the people He wants you to share the Gospel to.
- b.) List down the names of people you are compelled to connect with using the PRAY-CARE-SHARE sheet. We encourage you to list at least 10 people. Pray for God to open their hearts to receive the gospel. You may use the table below.

PRAY		CARE		SHARE	
I WILL PRAY FOR	WHEN	HOW I WILL CARE	WHEN	WHAT WILL I USE TO SHARE	WHEN
<i>Jessica</i>	<i>April 4, 2018</i>	<i>Ask how she's doing through FB messenger</i>	<i>11-Apr-18</i>	<i>YesHels Video My testimony Gospel Tract</i>	<i>Date of Training</i>
1					
2					
3					
4					
5					
6					
7					
8					
9					
10					

3.) Remind and encourage them to start PRAYING for the people they have listed

4.) Remind them to show CARE to their target friends or relatives by asking how they are or how they can pray for their friends/relatives. They may send an encouraging message every other day and get in touch with them weekly.

**B. Do a “Countdown Reminder” to draw excitement for the participants.**

Send these reminders via Email or the FB Community Group page.

Script: We are 9 days away from our Digital Evangelism training training and we are excited to see you there! We are looking forward to have a fruitful and wonderful time with you as we share the Gospel to our family and friends online



**C. Introduce your “Coaches”**

Script: 5 days to go! Are you all excited to share Jesus online? I’m sure you are! Introducing the coaches to guide your team throughout the Digital Evangelism Training.



Jeff Lucas  
(yesHEis)



Wendy Phodi  
(yesHEis)



Ica Macazo  
(yesHEis)



Meg Mendoza  
(CCF Social Media)



Gino Ong  
(CCF Social Media)



Jama Javier  
(CCF Elevate Eastwood)



Jonah Jala  
(Indigitous)




Jhonathan Howard  
(Indigitous)



Billy Saladures  
(Indigitous)



Jomer Gallana  
(Indigitous)



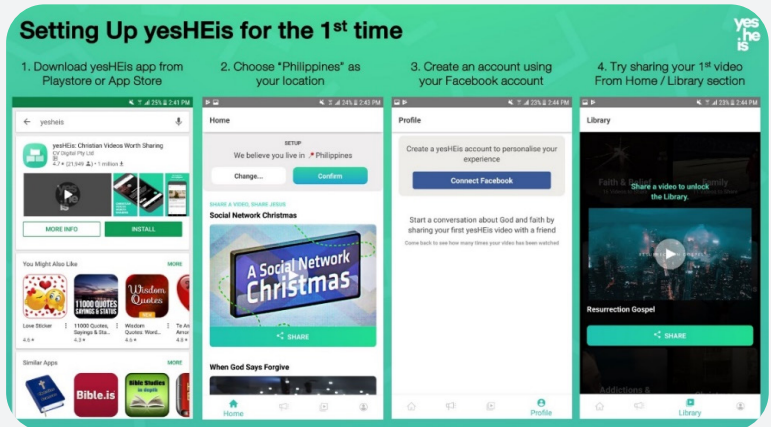
Aaron Daniel Sy  
(Coaching & Mentoring Asst. -PNB)



**D. Remind them to download “YesHels” App**

Script: We are 3 days away from our Digital Evangelism Training! Please don’t forget to install the YesHels App on your smartphones as we will be using this as a tool to share Jesus online.

You can browse through a library of videos designed to share with your friends online! Simply follow the steps below.



**E. Remind them to prepare their Gadgets”**

Script: 2 days to go! Charge your smartphones and don’t forget to bring them on (date of the training). See you!

Event details:

What: Digital Evangelism Training

- Sharing The Gospel Online

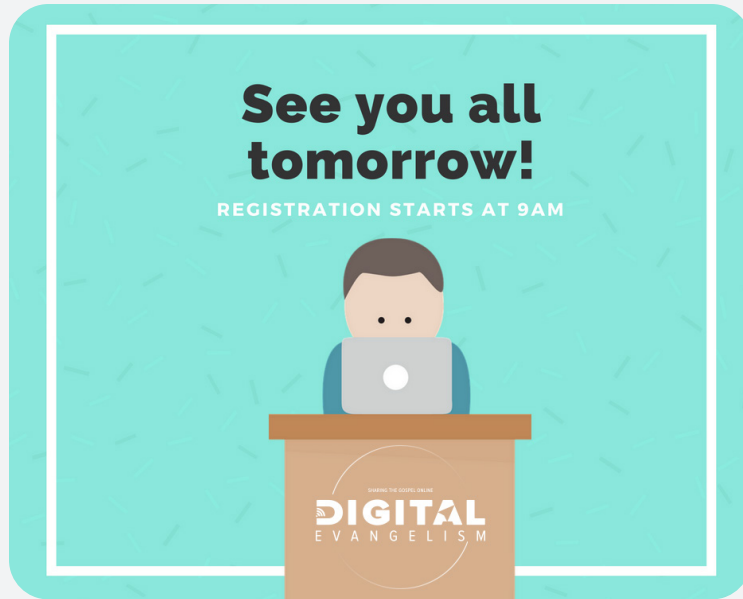
When: Date, Day and Time

Where: Venue



**F. Remind them the day  
before the event**

See you all!



# Bridging Tools



**A. The Best Decision  
Gospel Tract**

This should be provided to all participants on the event itself.



**B.) The Best Decision  
Video Animation**



C.) The yesHEis App

yes  
.he  
is

\*Please see Appendix to know more about yesHEis. This is also included in the participants guide.



# Program



## Digita Evangelism Program Flow

Duration	Activity	Person	Description
10 mins	Praise & Worship Opening Prayer	Praise & Worship Opening Prayer	Song PPT
20 mins	Welcome Participants	Host	Previous Videos of Digital Evangelism Overview Testimony GLC Video YesHels Videos Skypleship Video
15 minutes	<b>Devotion</b>	Facilitator	
1 hour	<b>Training Proper</b>	Facilitator	PowerPoint Training Slides PPT Script
15 mins	Announcement		
15 mins	BREAK		Prepare FREE lunch Optional
1 hour & 30 mins.	<b>Online Sharing Proper</b> Group Challenge: Human Bingo	Participants	Best Decision Gospel Animation YesHels Videos Background Music Prizes Timer
10 mins	Small Table Discussions	Participants	
15 mins	Group Sharing	Host & Participants	Microphone
10 mins	Evaluation Survey	Host	Two Options: Online Survey Evaluation Printed Survey Evaluation
5 mins	Announcement of Stats *Optional	Host	
5 mins	Closing Song / Prayer	Worship Leader	Song PPT

## Digital Evangelism Program Guide

ACTIVITY	STEPS
Praise & Worship / Opening Prayer	Looping of Videos: GLC, yesHEis and Skypleship Praise and Worship (2 songs) Worship leader will lead the opening prayer
Welcome (10 minutes)	Host will welcome the participants to the Digital Evangelism Training Host to introduce the Facilitator and Coaches
Vision Casting (10 minutes)	Facilitator will present the vision casting through the following methods: <ol style="list-style-type: none"> <li>1. A video of previous Digital Evangelism Training</li> <li>2. A testimony from one of the previous participants of Digital Evangelism Training</li> </ol>
Devotion (15 minutes)	STEPS: Facilitator will give a short devotion to prepare the heart of the participants.  Focus on: <ol style="list-style-type: none"> <li>1.) Importance of evangelism and discipleship</li> <li>2.) Their witness online</li> </ol>
<b>TRAINING PROPER</b>  Presenting the guide (15 minutes)          (Going through the training slides) A. Identifying the people to reach out to.	Facilitator will make sure that all participants have the printed guide and handout forms (these printed materials will be distributed upon registration). <ol style="list-style-type: none"> <li>1. WIFI Password</li> <li>2. Digital Evangelism (Participants Handout)</li> <li>3. Bridging Tools                             <ol style="list-style-type: none"> <li>a) Best Decision Gospel Tract</li> <li>b) How to download YesHels App</li> </ol> </li> <li>4. Printed Forms                             <ol style="list-style-type: none"> <li>a) Pray-Care-Share Card</li> <li>b) Survey Evaluation</li> </ol>                             Option 1: Physical Survey Evaluation                              Option 2: Online Survey Evaluation                         </li> </ol> Facilitator will go through the Digital Evangelism Participant's Handout. The guide has three parts: <ol style="list-style-type: none"> <li>1. Table Instruction</li> <li>2. Bridging Tools/Videos &amp; Scripts                             <ol style="list-style-type: none"> <li>a. Convo Starter</li> <li>b. Handling Possible Response</li> </ol> </li> <li>3. Human Bingo Challenge – This is done by each team table. In this challenge, there are task listed on each box. First team to accomplish the task, wins the game.</li> </ol> Discuss the Pray-Care-Share Card. Instruct the participants to pray first. Then write down the names of people they planned to share the gospel to...



<p>B. Present the Bridging tools</p>	<p>Discuss the bridging tools to use. The Best Decision Gospel Animation and YesHels Videos. Guide the participants on how to share the gospel online.</p> <p>The Best Decision Gospel Tract will serve as the participants guide.</p> <p>Show them the video of the Best Decision Gospel Animation and give them time to reflect on the video.</p> <p>Show the topical videos from YesHels. This is to give options to the participants since they know the persons they will share the gospel with better.</p>
<p>C. Discuss the Script</p>	<p>Discuss the script. Go through it with them. Remind them that despite this copy, they should still let the Holy Spirit guide them through the conversation.</p> <p><b>SUCCESS IN WITNESSING IS SIMPLY TAKING THE INITIATIVE TO SHARE CHRIST WITH THE POWER OF THE HOLY SPIRIT AND LEAVING THE RESULTS TO GOD.</b></p>
<p>D. Discuss the Survey Evaluation</p>	<p>Discuss the Survey Evaluation (through Google Forms) where the participants are to write down the stats and the names of the people who are willing for follow up.</p> <p>The stats include the following:</p> <ul style="list-style-type: none"> <li>a) Number of links/letter shared</li> <li>b) Number of spiritual conversation</li> <li>c) Number of people who received Christ</li> <li>d) Number of people willing for follow up</li> </ul> <p>***Please write down if they are willing for digital or in person.</p> <p>The Survey Evaluation also includes a remark area where the participant can write down their feedback on the whole experience and share with the team their suggestions.</p> <p>Remind the participants to be sensitive to the needs of the person they are chatting with. If they see that the person needs a personal follow up, and if they are living afar, we can ask the help of other CCF satellites</p>
<p>YESHEIS PRESENTATION</p>	<p>Present other bridging tools to the participants</p>
<p>SHARING PROPER</p>	<p>Facilitator: To lead the group in prayer before starting In 1 and half hours, the group will be sharing the gospel online.</p>

<p>Survey Evaluation (10 minutes)</p>	<p>Remind the participants to fill out the stat area and to provide their feedback.</p> <p>Remind them that they can still continue even after the event and to keep you posted (or the person in charge of following up the participants).</p>
<p>Catch Mechanism</p>	<p>Discuss with the participants what they think of the experience. They must provide:</p> <ul style="list-style-type: none"> <li>a) 2 good areas they noticed.</li> <li>b) 1 area that needs improvement.</li> </ul> <p>STEPS: Discuss the following as part of your Catch Mechanism</p> <ul style="list-style-type: none"> <li>1.) How to enjoin them in a Physical Dgroup</li> <li>2.) How to enjoin them in a Skypleship Group</li> </ul> <p>Action Points as they continue to reach out to them. * Please see traning script page42</p>
<p>Closing</p>	<p>Ask them why they should use this strategy and why they need to teach it to other Christians also.</p> <p>Ask them how they should conduct it or share it with others...</p> <p>Ask how they can share the strategy to other people Challenge them to conduct their own Dlgital Evangelism training event, even if it's just a small group.</p> <p>Challenge them to be part of this project by being a facilitator too or actively involving themselves to developing the strategy (especially if they live in the province)</p> <p>Thank the partners for this opportunity to share the strategy. Lead the team in prayer before ending the session</p>



# Event Checklist



“Kindly ensure that the following items are prepared 30 mins. before the event starts”

**1. Stable and reliable WIFI Connection**

**2. Laptop**

- a) Powerpoint Presentation
- b) YesHels Videos
- c) The Best Decision Animation Video
- d) Praise & Worship Song Lyrics
- e) Clicker

**3. Printed Forms & Guidelines**

- a) Program Flow
- b) Program Guide
- c) For Speakers & Coaches
  - i. Digital Evangelism (Training Script)
  - ii. Digital Evangelism (Program Guide)
  - iii. Digital Evangelism (Coach’s Guide)
- d) For Participants
  - i. WIFI Password
  - ii. Digital Evangelism (Participants Handout)
  - iii. How to download yesHEis App
  - iv. Pray-Care-Share Card
  - v. Survey Evaluation Form/Link

**4. Venue Set-up**

- a) Tables & Chairs
- b) Table cloth and table number
- c) Projector
- d) Audio Speaker
- e) Tech

**5. Praise & Worship Set-up**

- a) Mic
- b) Stand Mic
- c) Lyric Stand
- d) Guitar
- e) Others

**6. Registration Set-up**

- a) Laptops
- b) Pilot Marker
- c) Paper Name Tag for participants
- d) IDs for Speakers and Coaches

\* Please see Digital Evangelism Resources on page 56

# Coach Guide




## Digital Evangelism (Coach Guidelines)

“The role of the coaches is to guide the participants throughout the duration of the Digital Evangelism Training, making sure they are on track. This includes motivating them, praying together as a team and facilitating collaboration amongst teammates. They will also assist the participants when they encounter difficulties in answering the questions of the person/s they are sharing the gospel with.”


### **Responsibilities:**

- As a team, ask each participant to write down the names of their friends in the PRAY-CARE-SHARE Card. Aim to have at least 50 names for the whole group (10 persons per participant).
- Start with group prayer and pray as needed.
- Some participants may need some help in thinking how to actively engage their friends. Guide them through the “Convo Starter” (See Participant’s Handout) and track their progress. Stay active to help them.
- Check how things are going with the participants. If there are stories to share, have them share it in the group and advise them to send the story after the training at [glc@ccf.org.ph](mailto:glc@ccf.org.ph).

*\*If you have any question, please inform the organizing team (Abby or Karen)*



# Catch Mechanism



“After the training, as organizer of the event we need to update the Dleader of each participant about his/her participation. Please see sample email below.”

### Update Letter to Dleader

Dear Dleader,

Blessed day!

We are glad to inform you that Mr./Ms. \_\_\_\_\_, one of your Dgroup members has joined our Digital Evangelism training last (date of training) held at (place of training).

Digital Evangelism Training aims to train and equip CCF members to share the Gospel online. After praying and caring for the people in their Pray-Care-Share list, they actually shared the gospel as part of the training!

As \_\_\_\_\_'s discipler, we want to share this great news with you so you can also follow up and pray with him/her. May God continue to inspire and motivate you as you disciple more men/women for Christ greater glory.

Thank you & God bless!

### What's Next?

“The Digital Evangelism Training is just a step to help the participants reach out and share the gospel online. We want them to continue to follow up these people and to help them in their spiritual journey, ensuring that these people will be disciplined.”



*\*Give the following guidelines to your participants*

2 Ways to enjoin them:

- 1.) Physical Dgroup
  - a) Connect them to your Dgroup
  - b) Start your Dgroup
  - c) Endorse them to another group appropriate

2.) Skypleship\*

- a) Connect them to your Skypleship Group
- b) Start your Skypleship Group
  - i. Be part of a Small Group  
Submit endorsement form of your Dleader
  - ii. Complete the GLC 1 Diagnostic Test
  - iii. Attend the Skypleship Training  
Go to <http://bit.ly/skypleshiptraining> to register
  - iv. Go through the GLC 1 Training  
Go to [glc.ccf.org.ph/online](http://glc.ccf.org.ph/online) to register
- c) Encourage them to join a Skypleship Group  
See Appendix: How to join a Skypleship Group

### **\*What is ?**

- Discipleship done online
- A CCF Skypleship group is a group of people meeting regularly for the purpose of studying God's word, fellowship, prayer, mutual support and accountability.
- It is simply a Christ-committed follower leading an online group of people in order to help them grow in Christ-likeness and lead their own discipleship groups. The foundation of a Skypleship group is love and to motivate one another

Below are the following action points we can suggest as they continue to reach out to them:

#### **Action Points:**

- Use #LIFEGOALS engage materials
- Start with Book 1: One by One
- Access GLC website for FREE discipleship resources
- Encourage them to share the gospel online and join the next Digital Evangelism training



# Promotion



“Since participants are encouraged to do the PRAY-CARE part strategy before the event, you need to promote the training at least two months before the event.”

The first month is intended for the pre-registration while the next month is intended to remind the participants to do the PRAY & CARE strategy. You may announce this in any social media platform, Chronicle, text blast and email blast, etc.



**Sample Caption for Promotion:**

Do you want to share Jesus to your friends and loved ones online but don't know how to do it? or do you simply want to make the hours you spend online count?

GLC invites you to maximize the internet and social media through Digital Evangelism Training! Join us on (date), (day) from (time) at (place).

All CCF members who would like to connect with their friends and families and for those who want to learn how to reach others online. Click this (insert created registration link) to receive weekly updates and reminders. Join the online movement now! For inquiries, email [glc@ccf.org.ph](mailto:glc@ccf.org.ph)

**“The harvest is plentiful but the workers are offline”**



# Appendix



# Training Script

This is just a guide. Allow the Holy Spirit to lead you. To access the updated script, go to [bit.ly/glcderesources](http://bit.ly/glcderesources)

Slide #	Script
2	The Digital Evangelism Training is designed to equip individuals to share the Gospel using digital technology which would help fulfill CCF's Mission and Vision. Its end goal is to encourage everyone to make evangelism and discipleship a lifestyle.
3	As Christians, we are called to go where people are.  We believe that the digital space is a ripe harvest field.  Digital Evangelism Training is inviting anyone who is willing to serve to come and leverage the internet in advancing the Gospel
4	The harvest is plentiful but the workers are offline!
5	The main verb of this passage is make disciples.  It is amazing that through Digital Evangelism Training, we can start making disciples, from home to across the globe in just a single click.  We believe that it is God's will and command for every Christian to be actively engaged in telling others how to establish a personal relationship with God through faith in Jesus Christ and in discipling those who respond to the good news of salvation
6	Let's have a review of our Mission and Vision as a church.  Our mission is "To honor God by making Christ-committed followers who will make Christ-committed followers."
7	Our vision is "To see a movement of millions of committed followers of the Lord Jesus Christ meeting in small groups: transforming lives, transforming families, transforming communities, transforming nations for the glory of God."
8	Pray, Care, Share is a relational evangelism strategy that can be used by anyone. This strategy is currently use by CCF.
9	Pray Pray for people, and pray with people.  Prior to this event, we encouraged you to list down 10 people that you will do PRAY-CARE-SHARE in preparation for this event. We hope you have already done it.  To those who haven't list down yet, we will give you time later to list those 10 people you have in mind. You can simply ask them. "What can I pray for you?" When they tell you, pray for them. Then check back and see how God has answered your prayer.  Question: Who do I list? Try thinking of people in three different categories:

	<ul style="list-style-type: none"> <li>- People you know</li> <li>- People you used to know</li> <li>- People you would like to know</li> </ul> <p>(At least 3 for each category to complete the list)</p> <p>First, make a list of people you know online. These people can be your relatives, family, friends living abroad or someone that you know but don't have an opportunity to share the gospel face-to-face because of distance.</p> <p>Next, make a list of people you used to know. People in this category could include old High School friends who attend your college or university or just people with whom you formerly hung out. Ask the Lord how you can renew relationships with non-believing friends who you have grown apart from over time.</p> <p>Lastly, people you would like to know. Ask yourself, is there anyone on my online friend list you would like to know more? Get to know them, win them to Christ!</p>
	<p><b>Care</b></p> <p>In the digital space, people seem to be more 'connected' than ever, but ironically, they seem to be more 'isolated' as well. We want to offer real connection to people online where they will sense genuine concern and love. Show tangible concern for people and you look for ways that you can go out of your way to do something kind for them.</p> <p>We encourage you to keep showing God's love and care to those people even after this training.</p>
	<p><b>Share</b></p> <p>Now, we are in this training to finally do the "SHARE" part of the PRAY-CARE-SHARE strategy.</p> <p>Again to those people who haven't done the "Pray and Care", we challenge you connect to people who are already online preferably those you know first.</p> <p>They will most likely be the first to respond. Open a conversation and give a quick update about you, enough to get the ball rolling.</p> <p>Focus on sharing resources like videos or articles that impact you the most - that will lead to further conversations.</p> <p>We will play some videos later that you can share online.</p>
	<p>Please be reminded that the significance of the content and the heart behind why you are sharing it must work hand in hand.</p> <p>Be personal as much as possible, send it via PM or email. We don't want people to think we are sharing a spam message.</p> <p>Of course, be ready to share your personal testimony, your experiences with Jesus are important and can be crucial for people whom you are sharing Christ. Maybe their personal story has resemblances with yours.</p>

	We are convinced, that through your personal testimony God wants to speak to and personally encounter them. Then transition the conversation to the gospel presentation.
13	CCF has developed a simple presentation in booklet form, which you can read through with a friend to explain the message of the gospel, and lead a person to faith in Christ.  Please get your Best Decision gospel tract and let's look at the 4 important truths that every individual must know.
14	Truth #1: God loves you and desires that you - Have eternal life with him - Have an abundant and meaningful life with him
15	Truth # 2: Man has a sin problem that separates him from God. - Everyone has sinned - The penalty of sin is death
16	Truth # 3: Jesus Christ is God's only way to eternal life. - He is the only way - He completely paid the penalty of our sins
17	Truth # 4: We must place our faith in Jesus Christ to save us. - We are saved by God's grace through faith in Jesus Christ alone.
18	Those are the 4 important truths that we must share to the people whom we want to share the gospel with today and even after we finish this training. We believe that you can do it even without us as long as you follow all tips we provided and allow the Holy Spirit to lead you.  After sharing, ask them if they want to receive Christ and ask them to pray this prayer in faith.  "Lord Jesus, thank you so much for loving me. I confess that I have sinned against you. Thank you for dying on the cross to pay for my sins. Today, I put my trust in you as my Lord and Savior. I accept your free gift of eternal life and I surrender my life to you. Thank you for forgiving my sins. From this day on, I choose to follow you. Amen."
19	Here's a guide/structure on how you are going to share the gospel online
20	<ul style="list-style-type: none"> <li>• Start with prayer.</li> <li>• Let the Holy Spirit guide you.</li> <li>• Our goal is to start a conversation that will lead you to talk about Jesus.</li> <li>• Build rapport, talk about updates, things your friend posted lately.</li> <li>• Then transition to the gospel...</li> <li>• "Hi Mike! Just want to share a video with you that made a real impact in my life. Is it ok?"</li> <li>• Share: Best Decision – Gospel Animation Video</li> <li>• After watching the video...     "What's your answer to the question at the end of the video?"</li> </ul> <p>* yesHEis also provides other videos and articles. You may also select a topic which you know your friend can relate with. Watch the videos or read the articles in FULL. It is better if you are familiar with the content.</p>



21	Here are some quick tips in sharing the gospel online.
22	<p>8 secs attention span: Research conducted by Consumer Insights of Microsoft Canada shows that the average attention span of people in the net (when it comes to new content) is 8 secs; which is down from 12 secs in 2000.</p> <p>Ask questions: Open to spiritual topics? Ask about their view of God.</p>
	<p><b>Ask permission:</b> Ask permission to share a video to them.</p> <p><b>Spiritual Conversation:</b> Remember our main goal is to make disciples, not only to share content. As we work with the Holy Spirit, make every effort to engage well with people online and hopefully lead the conversation to following Christ. Pay attention to what your friend, or the person you are talking to, is sharing, ask open questions. Use any digital tools (FB, Skype, viber, local calls) easier for your contact once you initiated conversation.</p>
23	<p>Let's watch the gospel presentation video that we are going to share online.</p> <p>If you have done "Pray &amp; Care" share this video to the person whom you want to share the gospel with</p>
24	<p>We have also prepared some videos from YesHesis to share to your friends online.</p> <p>If you have not done "Pray &amp; Care" you may pick from these videos to start a conversation with your friends online</p> <p>Let's watch the videos.</p>
25	Youth: Three Strokes
26	Health & Anxiety video: Hope Beyond Pain
27	Addictions: God's Redemption
28 – 40	Here's an example of a real life conversations. This is how our conversation will gonna look like.
41	<p>Always Remember! Success in witnessing is simply taking the initiative to share Christ in the power of the Holy Spirit and leaving the results to God.</p> <p>Like any other evangelism efforts that we do, be reminded that success in witnessing is simply taking the initiative to share Christ in the power of the Holy Spirit and leaving the results to God.</p>
42 – 51	<b>YESHEIS – HOW TO INSTALL</b>
52	<p>Again, Success in witnessing is simply taking the initiative to share Christ in the power of the Holy Spirit and leaving the results to God.</p>

53	<b>EVANGELISM IS JUST THE FIRST STEP</b>
54	<p>We encourage you to invite the people you shared the gospel with to join your Dgroup, Skypleship group or Lifestage ministry small group. You may also start a Dgroup or Skyplesip group if you are not handling one yet.</p> <p>What's Next?</p> <p>The Digital evangelism Training is just a step to help the participants reach out and share the gospel online. We want them to continue to follow up these people and to help them in their spiritual journey, ensuring that these people will be disciplined.</p> <p>2 Ways to enjoin them:</p> <p>1.) Physical Dgroup</p> <ul style="list-style-type: none"> <li>a) Connect them to your Dgroup</li> <li>b) Start your Dgroup</li> <li>c) Endorse them to another group appropriate</li> </ul> <p>2.) Skypleship*</p> <ul style="list-style-type: none"> <li>a) Connect them to your Skypleship Group</li> <li>b) Start your Skypleship Group <ul style="list-style-type: none"> <li>i. Be part of a Small Group <ul style="list-style-type: none"> <li>Submit endorsement form of your Dleader</li> </ul> </li> <li>ii. Complete the GLC 1 Diagnostic Test</li> <li>iii. Attend the Skypleship Training <ul style="list-style-type: none"> <li>Go to <a href="http://bit.ly/skypleshiptraining">http://bit.ly/skypleshiptraining</a> to register</li> </ul> </li> <li>iv. Go through the GLC 1 Training <ul style="list-style-type: none"> <li>Go to <a href="http://glc.ccf.org.ph/online">glc.ccf.org.ph/online</a> to register</li> </ul> </li> </ul> </li> <li>c) Encourage them to join a Skypleship Group <ul style="list-style-type: none"> <li>See Appendix: How to join a Skypleship Group</li> </ul> </li> </ul>

54	<p>*What is Skypleship?</p> <ul style="list-style-type: none"> <li>• Discipleship done online</li> <li>• A CCF Skypleship group is a group of people meeting regularly for the purpose of studying God’s word, fellowship, prayer, mutual support and accountability.</li> <li>• It is simply a Christ-committed follower leading an online group of people in order to help them grow in Christ-likeness and lead their own discipleship groups. The foundation of a Skypleship group is love and to motivate one another.</li> </ul> <p>You may also use the new engage material of CCF - #Lifegoals. Download at lifegoals.ccf.org.ph</p> <p>Start with Book 1: One by One with the person you’ve shared the gospel with. For free discipleship resources, go to glc.ccf.org.ph</p>
55	Closing

# Participants Handout



### TABLE INSTRUCTIONS

1. Introduce yourself briefly to your team (name, campus/ministry/work).
2. As a group, take time to pray for your list of contacts or target persons.
3. Take time to share to your group any experience in doing Digital Evangelism.
4. As a group, choose & watch the video you want to share.
5. **Pray – Care – Share**

### PRAY

Pray for people, and pray with people.

Prior to this event, we encouraged you to list down 10 people that you will PRAY-CARE-SHARE in preparation for this event.

To those who haven't done the list yet, we will give you time later to do this.

You can simply ask them. "What can I pray for you?" When they tell you, pray for them. Then check back and see how God has answered your prayer.

Question: Who do I list?

Try thinking of people in three different categories:

- People you know
- People you used to know
- People you would like to know

*(At least 3 for each category to complete the list)*

First, make a list of people you know online. These people can be your relatives, family, friends living abroad or someone that you know but don't have an opportunity to share the gospel face-to-face because of distance.

Next, make a list of people you used to know. People in this category could include old High School or College friends or just people with whom you formerly hung out. Ask the Lord how you can renew relationships with non-believing friends whom you have grown apart from over time.

Lastly, make a list of people you would like to know. Ask yourself, is there anyone on my online friends list you would like to know more? Get to know them, win them to Christ!

### CARE

In the digital space, people seem to be more 'connected' than ever, but ironically, they seem to be more 'isolated' as well. We want to offer real connection to people online where they will sense genuine concern and love. Show tangible concern for people and look for ways that you can go out of your way to do something kind for them.

We encourage you to keep showing God's love and care to those people even after this event.

### SHARE

Now, we are in this event to finally do the "SHARE" part of the PRAY-CARE-SHARE strategy.

To those people who haven't started with the "Pray and Care" parts, we challenge you to connect to those you already know who are currently online. They will most likely be the first to respond. Open a conversation and give a quick update about you, enough to get the ball rolling.

Focus on sharing resources like videos or articles that impact you the most - that will lead to further conversations.

Please be reminded that the significance of the content and the **heart** behind why you are sharing it must work hand in hand.

Be personal as much as possible, send it via PM or email. We don't want people to think we are sharing a spam message.

Of course, be ready to share your **personal testimony**. Your experiences with Jesus are important and can be crucial for people whom you are sharing Christ. Maybe their personal story has resemblances with yours.

We are convinced, that through your personal testimony God wants to speak to and personally encounter them. Then transition the conversation to the gospel presentation.

6. We have scheduled breaks, but feel free to take quick breaks for prayer, questions, restroom use, etc.
7. Relax! Free flowing coffee is available for your comfort.

**NOTES:**

---

---

---

---

---

---

---

---

---

---

**CONVO STARTER**

- Start with prayer.
- Let the Holy Spirit guide you.
- Our goal is to start a conversation that will lead you to talk about Jesus.
- Build rapport, talk about updates, things your friend posted lately.
- Then transition to the gospel...
- "Hi Mike! Just want to share a video with you that made a real impact in my life. Is it ok?"
- *Share: Best Decision – Gospel Animation Video*
- *After watching the video...*
  - "What's your answer to the question at the end of the video?"

\* yesHEis also provides other videos and articles. You may also select a topic which you know your friend can relate with. Watch the videos or read the articles in FULL. It is better if you are familiar with the content.

**Handling Possible Responses**

**"NO, THANKS."**

- I respect that. I am curious though, why don't you want to follow Jesus?
- I respect that. I am curious though, have you had any experiences in the past that contributed to your decision to not follow Jesus?

**"I FOLLOW A DIFFERENT RELIGION."**

- I respect that. Have you ever considered learning about Christianity though and examining the claims of Christ?
- I respect that. But we live in a "Christian" country. Aren't you interested in examining the claims of Christ? He did make some pretty outrageous statements about himself and God.
- If interested, share the gospel.

#### **"I AM NOT SURE."**

- Do you have questions contributing to your uncertainty?
- If I can help you understand more, or clear your uncertainty, will that make you more interested in following Jesus?

#### **"I WANT TO START A RELATIONSHIP WITH CHRIST."**

- Great! I assure you that following Jesus is the best decision you will ever make. Can I share to you how?
- Share a gospel material you are familiar with
- You can also check-out <http://bit.ly/bestdecisioncontract>

#### **"I AM FOLLOWING JESUS."**

- That's great! I'm a follower of Jesus too! How long have you been following Jesus?
- [Depending on the person's maturity, you may respond with the following:]

#1: You know, the Bible encourages Jesus' followers to gather constantly for fellowship and learning more about His Word. Would you be interested in meeting together for Bible study?

#2: I am so encouraged with your commitment to Jesus! How can we help each other to bring others to Christ?

#### **DO'S AND DON'TS FOR ONLINE EVANGELISM**

As you continuously reach out to your family and friends after this training, below are 7 things to avoid on Facebook and other social media platforms:

1. **Viewing an individual as a 'project' rather than a person.** When we become zealous about sharing our faith to bring someone to Christ, it's easy to view an individual as a thing rather than a human being with interests, thoughts, feelings, etc. Treat them as you would a friend — love them, care for their needs, share your testimony and don't put a time frame on your relationship.
2. **Speaking "Christianese."** Using "Christianese" creates a barrier in communicating the Gospel. This refers to jargon, theological expressions, slang, puns and catchphrases understood solely within the context of a Christian or denominational setting. These sayings cause confusion if someone doesn't have a Christian background.
3. **Doctrine-dousing instead of dialoguing.** No one likes being aggressively told what they should or should not believe. You can promote the Gospel if you are willing to engage rather than douse a person with doctrines.
4. **Giving an un-Christlike response under a post.** There are countless examples of people who got in hot water because of a post online. One of the surest ways to lose your credibility as a Christian is to let a tense or heated moment get the best of you and respond in an un-Christlike manner under a post.
5. **Condemning people, rather than their actions, online.** If we attack and condemn a person instead of sin—even if we have good intentions—it displays an act of judgment and appears to place the other person on a lower level. Your posts should give hope to someone who is struggling with sin.





## TEAM CHALLENGE

Be inspired to connect with people digitally!  
Complete this challenge by having members of your group meet every task. This is a group effort so make sure everyone is participating. The first group to finish the goal wins. A great prize awaits the winning team.

Share the gospel with a friend in high school	Share the gospel with a classmate/officemate	Take a group pic
Share the gospel with a friend whom you haven't contacted for the past five years	Share the gospel with a relative/family member	Encourage someone who would like to share the gospel to others too
Share a highlight / testimony to the big group	Chat with 8 friends	Post a video/article in Facebook

## GET TO KNOW MORE ABOUT OUR PARTNERS:



### 1. What is yesHEis?

yesHEis is the faith-sharing app that helps you start conversations with friends who don't know Jesus. We inspire, train and enable you to live life on mission.

Get tips and tricks on how to talk about Jesus no matter the situation. Follow weekly prompts to pray for people, start conversations, and share videos.

Download the free app from Google Play or App Store today.

### 2. Why do we use yesHEis?

yesHEis is a resource tool for the followers of Jesus to use. It acts as a **Personal Evangelism Assistant** to help believers share their faith online.

### 3. Who is yesHEis and what is the connection with CCF?

yesHEis is developed by Christian Vision (CV) global, a global non-profit Christian organization with a strategic goal to reach a billion people with the Gospel. Lord Edmiston, the founder of CV, and Pastor Peter Tan-Chi of CCF connected through the Global Kingdom Partnerships Network and both saw the potential of CV and CCF doing a partnership, which led the launch of yesHEis in the Philippines in 2014. Since then, yesHEis has been integrated in CCF and has been a key strategy for the church's online efforts to spread the Gospel.

#### 4. When should I use yesHEIs?

yesHEIs challenges Christians to own the moment and live life on mission, so yeHEIs can be used everyday to be inspired and equipped. More importantly, you can use yesHEIs whenever you're talking to someone needs to hear the Gospel.

#### 5. What are the key features of yesHEIs?

##### a. Evangelistic Videos

New video weekly divided into different needs: *Faith and Belief, Family, Youth, Love and Relationships, Addictions and Struggles, Depression and Suicide, Fear and Anxiety, Heartbreak and Immorality, Purpose and Hope.*

##### b. Share Jesus Tip

These are articles to help those who are not sure how to share the Gospel. These articles act as training materials for Christians to share their faith.

##### c. Inspiration articles

These articles are to inspire and be a source of spiritual food for Christians to digest as part of their daily meditation of God's Word.

##### d. Quote and notification to share Jesus

These are quick tidbits to remind Christians to be proactive in their faith.

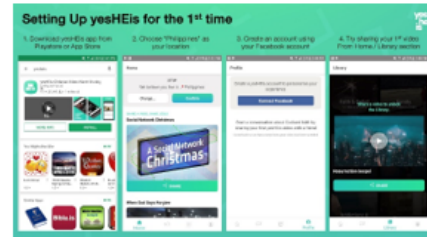
##### e. Profile Page

Enable user to track effectiveness. You can sign up and create an account in yesHEIs by connecting your Facebook.

##### f. Live Chat

If you have any questions, yesHEIs representatives are ready to attend to your needs through the chat feature.

#### 6. How to download and setup the app?



For 1<sup>st</sup> time users, below is the instruction to unlock the library.

- Share a video to your Facebook Wall or one of your friend.
- Click the link that you shared and watch it.
- The video library will be unlocked if your sharing is watched.

#### 7.) How it works?

Our relatable videos about God and faith are designed for sharing with friends who don't know Jesus. Choose one video to send when you want to start a conversation.

#### 8.) What will happen if someone click your sharing?

If someone clicks a link of a video you shared from yesHEIs, they will be taken into a neutral site where the actual video can be watched.

#### 9.) What other things that yesHEIs offers as ministry?

More than an app, yesHEIs supports church ministries through events and conferences. yesHEIs also offers training on how to share the Gospel online. As a ministry, yesHEIs really is keen on partnerships with different kinds of ministries and leaders, supporting and partnering with their efforts to reach more people online.

**10.) What is the minimum requirement to download yesHEIs?**

- Internet Connection: 3G / LTE / 4G / WIFI
- Android: requires Android version 4.3 and up.
- Apple: requires IOS 9.3 or later.

**11.) What to do next after sharing a video?**

We encourage you to be Intentional In whom you will share the video from yesHEIs to so you yourself can do the follow up. Bring it to a personal conversation with the person, whether online or offline. Let the video be a conversation starter, and then you yourself can continue on with the Gospel sharing.

**12.) What are the recommended videos?**

We believe that the message of Jesus should be delivered in a clear, concise and engaging way so we recommend sharing the Gospel video entitled **“Best Decision”** which was adapted from CCF’s “Best Decision” Gospel tract.

In yesHEIs, there are also various categories to choose from to start conversations. Here are our recommended videos if you are talking to Singles, Youth, Women, or Family:

Singles	Youth	Women	Family
Wait and See	I Know I Need You	No Other Love	Pride Redeemed
I Am Here	Tanggap	When God Says Forgive	Your Mom is Crazy
A Different Love Story	Three Strokes	Ashes to Beauty	God of 2 <sup>nd</sup> Chances

**13. Useful Links of yesHEIs PH**

- Website:** yesHEIs.com  
**Blog:** Medium.com/yeshelsphillippines  
**Facebook:** Facebook.com/yeshelsphillippines  
**Instagram:** @yeshelsph  
**Youtube:** Youtube.com/yeshelsphillippines  
**Google Playstore or Apple App Store:** Search “yesHEIs”

**YOU ARE INVITED!**



Making disciples of all nations is right at your fingertips! GLC invites you to be part of Skypleship - discipleship done online. Join our monthly training **every first Friday of the month, 8PM.** Sign up to be a Skypleship leader by registering in this link: <http://bit.ly/skypleshiptraining>. Be part of the online movement now!



**RETHINK SHARING YOUR FAITH.**  
 yesHEIs is the faith-sharing app that helps you start conversations with family and friends who don't know Jesus. We inspire, equip, and challenge you to own the moment and live life on mission! Join the movement! Download the yesHEIs app now from the Google Play or App store today!



Do you want to grow more in your spiritual journey? Be equipped 24/7 at your own time, own place and own pace. GLC Online is FREE for GLC Levels 1-3. **ENROLL NOW!** To register, visit [glc.ccf.org.ph/online](http://glc.ccf.org.ph/online).

# Survey Evaluation

Kindly create an Evaluation Survey through Google Forms, marked them as a required information to fill out. Please see below questions:

1. What is your highlight during the outreach? \*
2. Number of Gospel Conversations you had?
3. Number of People who prayed to receive Christ
4. How can we improve on our next outreaches? Please give suggestions. \*
5. Identify which of the action points you plan to accomplish in the next 4 months. \*\*
  - Join a Physical Small Group
  - Join a Skypleship Group
  - Start my own Physical Small Group
  - Start my own Small Group by joining Skypleship
  - Start GLC Training
  - Encourage other people to share Jesus online through yesHeis App
  - Others:
6. Which CCF ministry are you interested to volunteer? \*
  - Social Media, Blog, Film Making, etc.
  - GLC - Admin, Transcriber, Graphics, Writer
  - CCF Chat Ministry
  - Digital Evangelism Coach
  - Others:
7. Other ideas, comments or questions \*
8. Name \*
9. Contact Number \*
10. Email Address \*

# yes he is

# FAQs

## 1.) What is yesHEis?

yesHEis is the faith-sharing app that helps you start conversations with friends who don't know Jesus. We inspire, train and enable you to live life on mission.

Get tips and tricks on how to talk about Jesus no matter the situation. Follow weekly prompts to pray for people, start conversations, and share videos.

Download the free app from Google Play or App Store today.

## 2.) Why do we use yesHEis?

yesHEis is a resource tool for the followers of Jesus to use. It acts as a Personal Evangelism Assistant to help believers share their faith online.

## 3.) Who is yesHEis and what is the connection with CCF?

yesHEis is developed by Christian Vision (CV) global, a global non-profit Christian organization with a strategic goal to reach a billion people with the Gospel. Lord Edmiston, the founder of CV, and Pastor Peter Tan-Chi of CCF connected through the Global Kingdom Partnerships Network and both saw the potential of CV and CCF doing a partnership, which led the launch of yesHEis in the Philippines in 2014. Since then, yesHEis has been integrated in CCF and has been a key strategy for the church's online efforts to spread the Gospel.

## 4.) When should I use yesHEis?

yesHEis challenges Christians to own the moment and live life on mission, so yeHEis can be used everyday to be inspired and equipped. More importantly, you can use yesHEis whenever you're talking to someone needs to hear the Gospel.

## 5.) What are the key features of yesHEis?

### a. Evangelistic Videos

New video weekly divided into different needs: Faith and Belief, Family, Youth, Love and Relationships, Addictions and Struggles, Depression and Suicide, Fear and Anxiety, Heartbreak and Immorality, Purpose and Hope.

### b. Share Jesus Tip

These are articles to help those who are not sure how to share the Gospel. These articles act as training materials for Christians to share their faith.

### c. Inspiration articles

These articles are to inspire and be a source of spiritual food for Christians to digest as part of their daily meditation of God's Word.

#### d. Quote and notification to share Jesus

These are quick tidbits to remind Christians to be proactive in their faith.

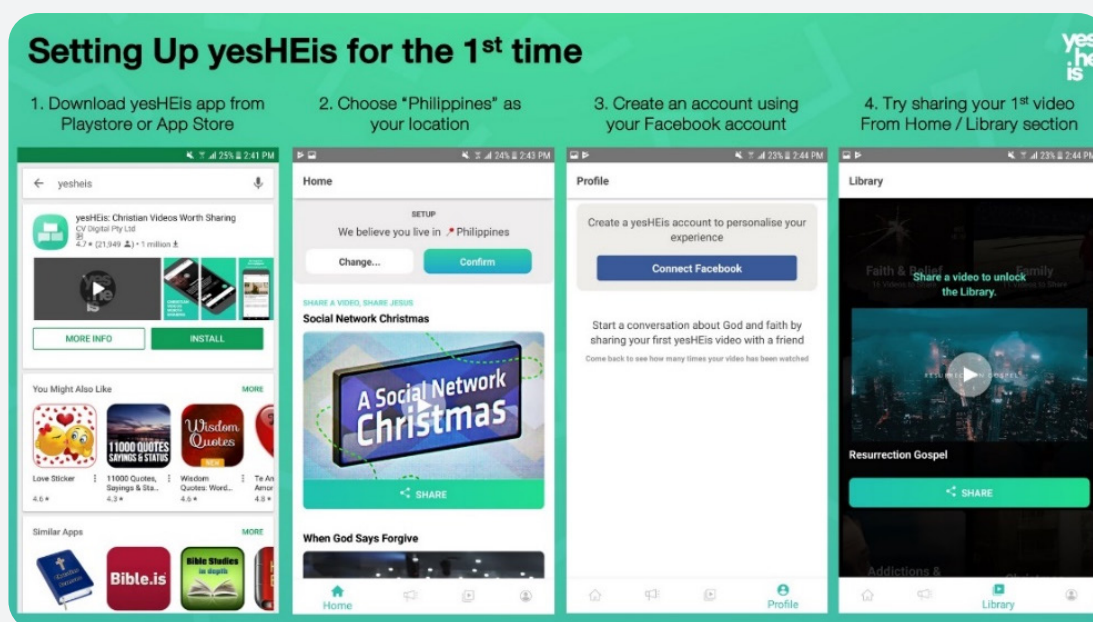
#### e. Profile Page

Enable user to track effectiveness. You can sign up and create an account in yesHEis by connecting your Facebook.

#### f. Live Chat

If you have any questions, yesHEis representatives are ready to attend to your needs through the chat feature.

### 6.) How to download and setup the app?



For 1st time user, below is the instruction to unlock the library.

- Share a video to your Facebook Wall or one of your friend.
- Click the link that you shared and watch it.
- The video library will be unlocked if your sharing is watched.

### 7.) How it works?

Our relatable videos about God and faith are designed for sharing with friends who don't know Jesus. Choose one video to send when you want to start a conversation

### 8.) What will happen if someone click your sharing?

If someone clicks a link of a video you shared from yesHEis, they will be taken into a neutral site where the actual video can be watched.

### 9.) What other things that yesHEis offers as ministry?

More than an app, yesHEis supports church ministries through events and conferences. yesHEis also offers training on how to share the Gospel online. As a ministry, yesHEis really is keen on partnerships with different kinds of ministries and leaders, supporting and partnering with their efforts to reach more people online.

### 10.) What is the minimum requirement to download yesHEis?

- Internet Connection: 3G / LTE / 4G / WIFI
- Android: requires Android version 4.3 and up.
- Apple: requires iOS 9.3 or later.

### 11.) What to do next after sharing a video?

We encourage you to be intentional in whom you share the video from yesHEis so you yourself can do the follow up. Bring it to a personal conversation with the person, whether online or offline. Let the video be a conversation starter, and then you yourself continue on with the Gospel sharing.

### 12.) What are the recommended videos?

We believe that the message of Jesus should be delivered in a clear, concise and engaging way so we recommend to share Gospel video titled “Best Decision” which produced and adapted from CCF “What’s your best decision” Gospel tract. In yesHEis, there are also various categories to choose from to start conversation. Here are our recommended videos if you are talking to Singles, Youth, Women, or Family.

Single	Youth	Women	Family
Wait and See	I Know I Need You	No Other Love	Pride Redeemed
I Am Here	Tanggap	When God Says	Your Mom is Crazy
A Different Love Story	Three Strokes	Ashes to Beauty	Pride Redeemed

### 13. Useful Links of yesHEis PH

**Website:** [yesHEis.com](http://yesHEis.com)

**Blog:** [Medium.com/yesheisphilippines](https://medium.com/yesheisphilippines)

**Facebook:** [Facebook.com/yesheisphilippines](https://facebook.com/yesheisphilippines)

**Instagram:** [@yesheisph](https://instagram.com/yesheisph)

**Youtube:** [Youtube.com/yesheisphilippines](https://youtube.com/yesheisphilippines)

**Google Playstore or Apple App Store:** Search “yesHEis

# Guidelines

- 1.) Ideally, open pre-registration at least two months before the Digital Evangelism Training.
- 2.) Create an FB Group community where you can post updates and reminders.
- 3.) Email the registered participants to join the FB Community Group.  
\*See Invitation Letter to Participants
- 4.) Welcome walk-in participants.

## Invitation Letter to Participants

*Hello!*

*We are glad you registered for the upcoming “Digital Evangelism” event. We are excited to help you reach souls in the digital space on (date of training). We would like to invite you to join our FB Community (insert link here) where we will share updates and reminders in preparation for this event.*

*Thank you and God bless!*

# Pray - Care - Share Card

PRAY		CARE		SHARE	
I will pray for	Target Date	I will show my care through	Target Date	I will use _____ to share to him/her	Target Date
1.					
2.					
3.					
4.					
5.					
6.					
7.					
8.					
9.					
10.					



# Resources

To download the Digital Evangelism resources go to [bit.ly/glcderesources](http://bit.ly/glcderesources)

- Implementor’s Guide
- Infographics
- Gospel Animation Video Link
- Gospel Track Link
- Coach Guide PDF
- Participants Handout PDF
- Training Script PDF
- PPT Materials



# Endorsement Letter

SUBJECT: REQUEST FOR ENDORSEMENT – Digital Evangelism Coach

Name of Applicant: \_\_\_\_\_

Your Dgroup/D12 member has volunteered to become a coach for the Digital Evangelism training. We would appreciate your honest evaluation of the applicant. Kindly fill out the information below and email back to us at \_\_\_\_\_. The information you provide will be treated in strictest confidence. Your recommendation is to be highly considered in processing the application. Thank you for your willingness and time.

TO BE COMPLETED BY D12/Dgroup Leader:

Name: \_\_\_\_\_

Landline: \_\_\_\_\_

Mobile: \_\_\_\_\_

Email: \_\_\_\_\_

- I have known the applicant for \_\_\_\_\_ years.
- I know the applicant ...  very well  quite well  not very well

## RECOMMENDATION

I recommend  I do not recommend

Please write any comment you would like to share that is significant in the approval/disapproval of his/her application.

---

---

---

I am willing to guide and support my disciple in whatever capacity I can for him/her to succeed in this training.  Yes  No

Date:

# How to join a Skypleship Group

- A. Go to <https://smallgroups.ccf.org.ph>
- B. Create an account

Step 1: Open Small Groups App by using this link:  
<https://smallgroups.ccf.org.ph/login>

Step 2: If you already signed up, enter your username/email address and your password; If not please click CREATE AN ACCOUNT button.

Step 3: Fill out all the field and click register.

For the "SELECT LIFE STAGE" please choose one that is applicable in your current civil status.

Don't forget to click the box: "I'm not a robot."

Password is Character Sensitive suggested password is a bible verse. Example **John3:16**

### C. Register for a Skypeship Group

Step 1: Open Small Groups App by using this link:  
<https://smallgroups.ccf.org.ph/login>

Step 2: If you already signed up, enter your username/email address and your password; If not please click CREATE AN ACCOUNT button.

Step 3: Fill out all the field and click register.

For the "SELECT LIFE STAGE" please choose one that is applicable in your current civil status.

Don't forget to click the box: "I'm not a robot."

Welcome to CCF Small Groups [Log Out](#)

Welcome

**DISCIPLESHIP GROUPS**

Life is meant to be lived in love. You don't have to go through life alone. Be part of a community that will love, encourage, pray and help you grow. Join a dgroup today!

[My Groups](#)

**GLC**

The Global Leadership Center is CCF's official training arm that equips one in his discipleship journey towards Christ-likeness. Character development and spiritual multiplication is emphasized as one moves from being a seeker to becoming a servant-leader in God's kingdom.

[My Trainings](#)

**Step 4: click "MY GROUPS" button**

Welcome to CCF Small Groups [Log Out](#)

**My Groups**

You are currently following 0 groups and leading 0 groups.

**Welcome to CCF Small Groups**

You can use this tool to manage your small group membership. It can help you track the progress of your group.

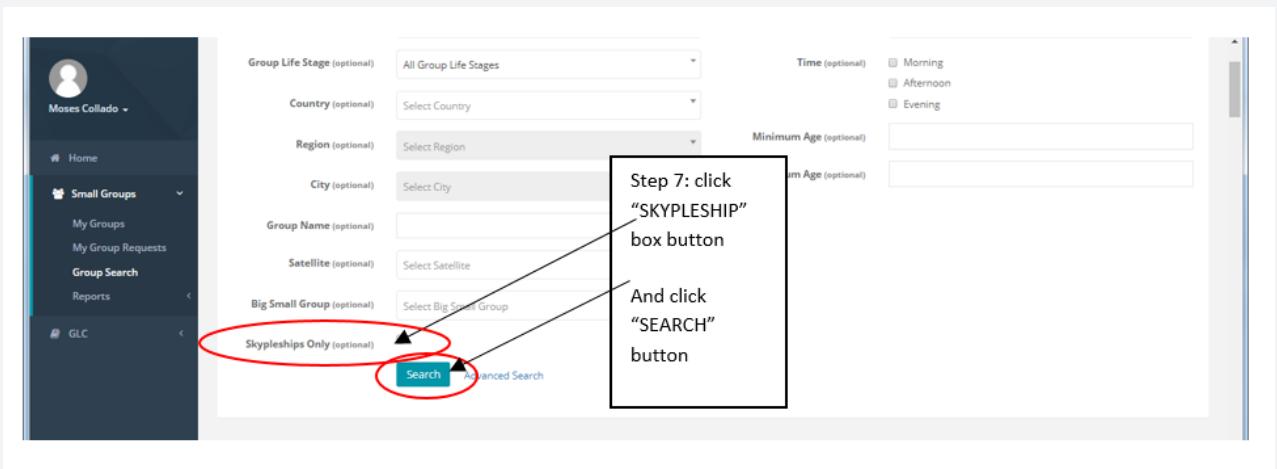
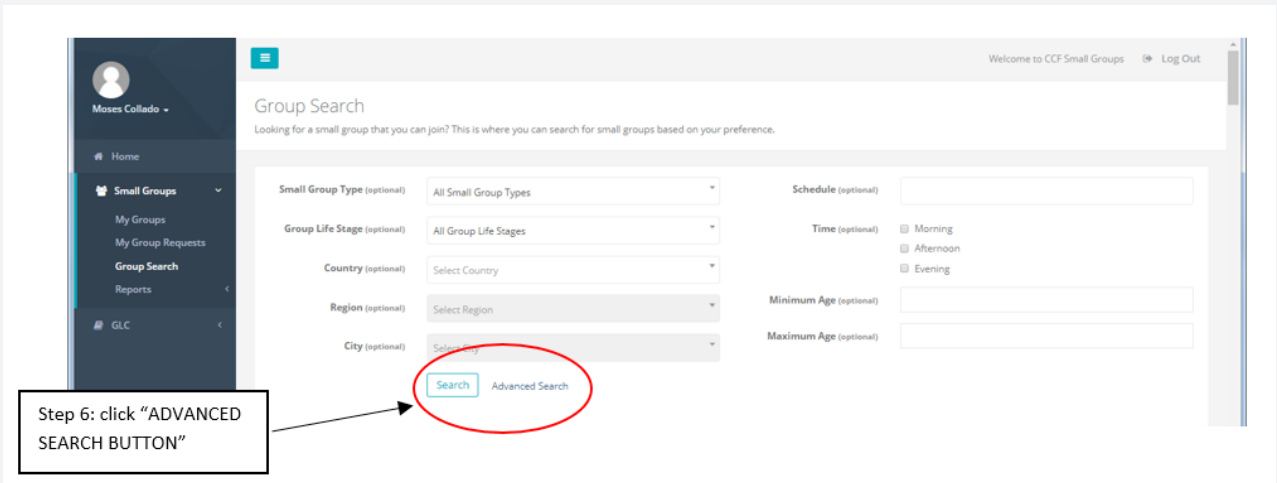
Get started by searching for a group now!

[Search for a Group](#)

**Step 5: click "SEARCH FOR A GROUP" button**

CCF Small Groups © 2017. Terms and Conditions. Made by Creating Info with iD

For questions and inquiries contact: [discipleship@ccf.org.ph](mailto:discipleship@ccf.org.ph) (DGroup) or [glc@ccf.org.ph](mailto:glc@ccf.org.ph) (GLC).



Maximum Age: 45  
Skypeship married women specially with LDR  
[Join Group](#)

**Skypeship for Women (Married and Single)**  
Daipo, Hong Kong, China | Tuesday, 6:00 PM - 7:00 PM (Every week)  
Leader: Geselle Frances  
Small Group Type: Married Ladies  
Group Life Stage: Married  
Minimum Age: 28  
Maximum Age: 50  
[Join Group](#)

**KAM dgroup**  
Burraydah, al-Qajim, Saudi Arabia | Saturday, 6:00 PM - 8:00 PM (Every week)  
Leader: Kevin  
Small Group Type: All Men  
Group Life Stage: Mixed Life Stages  
Minimum Age: 21  
Maximum Age: 50  
Skypeship  
[Join Group](#)

1 2 3 Next >

CCF Small Groups © 2017. Terms and Conditions. Made by Creating Info with 17  
For questions and inquiries contact: [discipleship@ccf.org.ph](mailto:discipleship@ccf.org.ph) (DGroups) or [glc@ccf.org.ph](mailto:glc@ccf.org.ph) (GLC).

**Step 7:** after we click the search button, there will be a list of .available groups that you think you can be part of with.  
And once you find the group you wish to be part of with click "Join Group" button.

My Group Requests

Status	Group	Date Requested	Action
Pending	You have requested to join the group Skypeship for Women (Married and Single).	about a minute ago	<a href="#">Cancel Request</a>

**Step 8:** after you join a group, you just have to wait for the approval of your leader.